






Make a Climbing Critter



1. Decorate a critter, or design your own.
2. Cut it out.
3. Flip it over, and tape two straws on it as shown.
4. Tape a washer on the bottom of the backside (the photo shows a penny.)
5. Thread a piece of yarn through the straws.
6. Tie a bead on each end of the yarn.
7. Hang it over a doorknob and test it. Pull on one string, then the other, and it should start "climbing"